

# 48 ports FWDM 1310/1490/1550 Module



Part No.	FWDMG2247BR51FL
Revision	A

## Features

- Wide Operating Wavelength Range
- Low Insertion Loss
- High Channel Isolation
- High Stability and Reliability
- Epoxy Free on Optical Path

## Applications

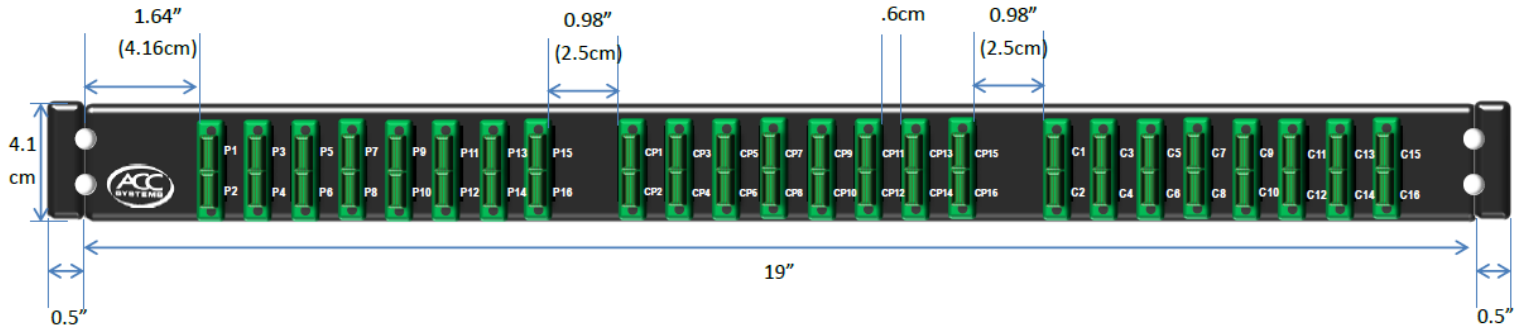
- Testing Instruments
- FTTH Tri-Play System

## Optical Specifications


Parameters		Specifications
Operation Wavelength Range (nm)		1270 ~ 1620
Pass Band Wavelength Range (nm)		1540 ~ 1560
Reflection Band Wavelength Range 1 (nm)		1260 ~ 1360
Reflection Band Wavelength Range 2 (nm)		1480 ~ 1500
Insertion Loss (dB)	Pass Channel	≤ 1.2
	Reflect Channel	≤ 1.0
Isolation (dB)	Pass Channel	≥ 30
	Reflect Channel	≥ 15
PDL (dB)		< 0.1
PMD (ps)		< 0.1
Directivity		≥ 50
Return Loss (dB)		≥ 45
Power Handling (mW)		< 300
Operation Temperature (°C)		-5 ~ 75
Storage Temperature (°C)		-40 ~ 85
Package Dimension (mm)		L 479*W 279*H 43
Connector (All Ports)		SC/APC with adapter

# Package Dimensions

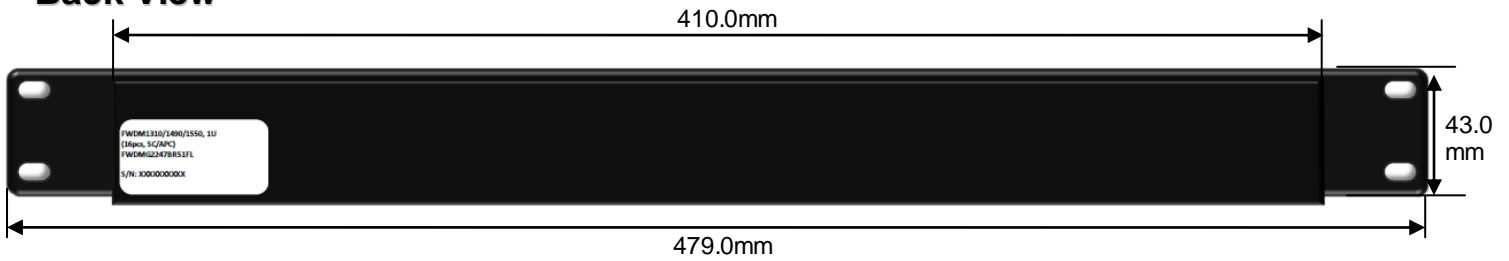
## Frontal Panel Labeling



## Case



## Back View



Remark: Label Content

## Up View

